

Denison: An Electoral Snapshot

Better health, education and services are the key issues in the March 20 election for voters in the electorate of Denison.

We are calling on all candidates to help make a difference in these important areas, by urging their party to adopt the following measures as part of their election policies to deliver better health, education and services in Denison.

Key Points:

- 76.4% of Denison constituents prefer improving services such as health care and education over state tax cuts.
- Southern Tasmania has a year 10-12 direct retention rate of just 57.6% compared to the state-wide average of 60%.

This snapshot will provide you with an outline of:

- the 'Our Island Our Voices' campaign platform for a fairer Tasmania;
- key Denison facts and challenges;
- people's concerns; and
- key independent polling findings.

As part of a broader platform we call we are calling on candidates to tackle the fairer Tasmania challenge by adopting the following measures:

Better education and training:

- Doubling funding for 'Raising the Bar, Closing the Gap' to provide additional resources and recurrent funding for disadvantaged schools in Denison;
- Develop a state-wide adult literacy strategy, including funding for long-term adult literacy and numeracy programs in local communities;
- Increase access to affordable accommodation and transport for students from regional and remote communities to remain in education and training;
- Invest in supportive school environment programs and initiate a mandatory state-wide approach to tackle bullying;
- Support people with a mental illness to get into or stay in employment with a focus on early intervention and prevention strategies;

Healthy Tasmania:

- Start addressing the causes of Tasmania's poor health and not just the symptoms by increasing funding for health prevention strategies from 1.5% to 5% of all health spending;
- Tackle problem gambling, through tighter regulation of gaming machines including lower betting limits, shorter opening hours and less advertising of venues;

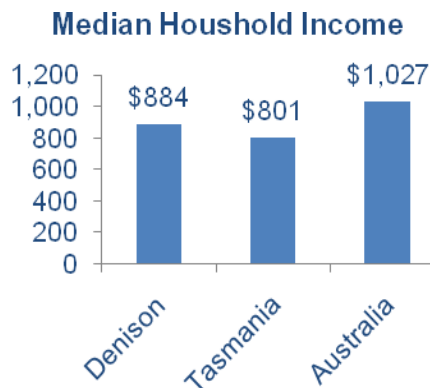
Stronger services, stronger communities:

- Prioritise funding for passenger transport services to connect communities with essential services including education, training, health services and jobs;
- Put public and community housing on a sustainable and viable footing by increasing recurrent funding by \$15-30 million;
- Address the cost of living pressures for low income households by guaranteeing concessions for electricity and water and sewerage to keep pace with future price rises.

Getting by

Over one-third of Denison residents are dependant on government pensions for their primary source of income.

This contributes to a median household income in Denison of \$884 compared to the Tasmanian median of \$801 and the Australian median of \$1,027.



“Government support may keep you alive but there is no guarantee that you will achieve your goals and that frustrates you...”

Denison

Health

The prevalence of cardiovascular disease in Denison is 21.5% compared to the national average of 16.4%.

Denison’s obesity rate of 52.9% is marginally below the Australian average of 54.9%

Current Health Department spending indicates that only 1.5% of their budget is spent on health prevention activities.

Housing

The Anglicare March 2009 Rental Affordability Survey indicated that for low income earners in Southern Tasmania only 2.9% of housing was affordable.

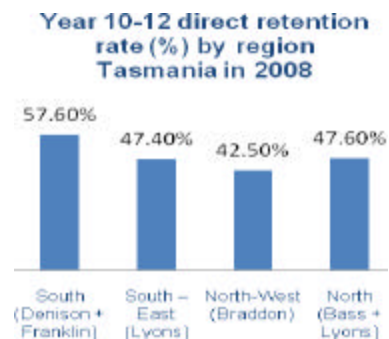


Education

Department of Education data indicates Southern Tasmania has a year 10-12 retention rate of only 57.6%.

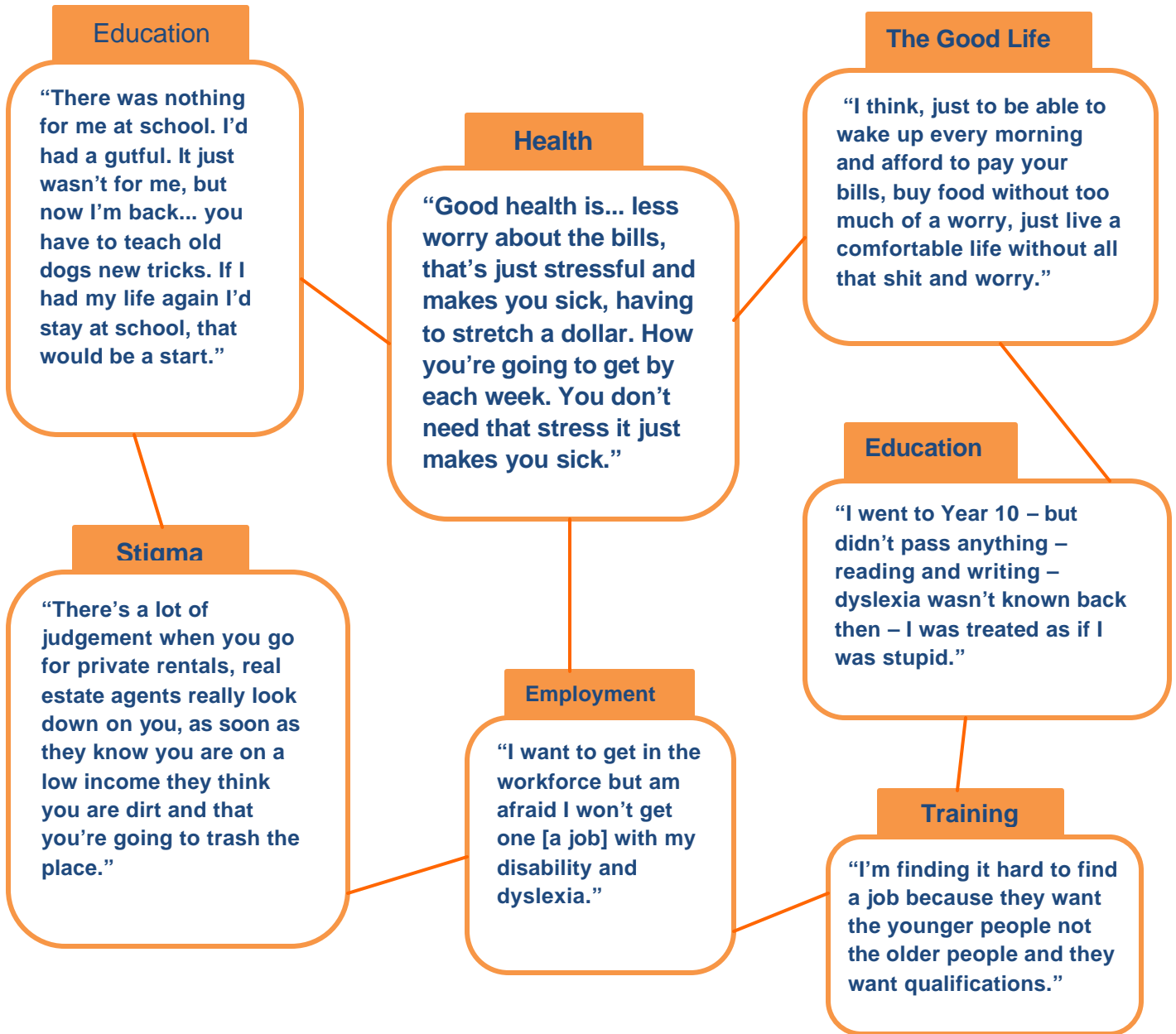
The Tasmania Together Benchmarks highlight that 49% of Tasmanians aged 15-74 lack the basic literacy skills to cope with the demands of everyday life and work tasks in a knowledge based economy.

Education is vital not only for productivity in the economy it is arguably the most important determinant of a person’s life chances.

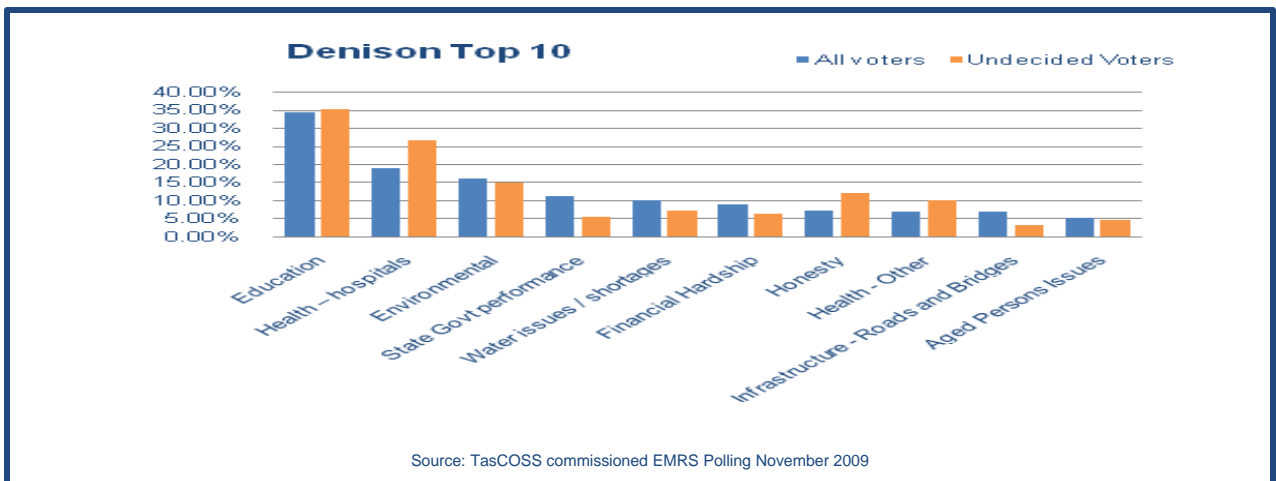


Transport

The Census data indicates that less than 6% of Denison constituents utilise bus services to travel to work.



Source: TasCOSS (2008) State-wide Consultation



OUR ISLAND OUR VOICES

Polling sends a clear message to all political parties and candidates in the March 20 election that health and education are the key issues in the minds of Denison voters.

Visit Our Website for full details:

www.ourisland.tascoss.org.au

In November 2009 Our Island Our Voices commissioned independent polling by EMRS to find out the most important issues for Tasmanians in deciding who to vote for in the coming State Election.

Denison Top Ten Issues

Rank	Issue	All voters	Undecided
1	Education	34.20%	35.10%
2	Health – hospitals	19.10%	26.70%
3	Environmental	16.20%	14.90%
4	State Govt performance	11.40%	5.70%
5	Water issues / shortages	10.20%	7.40%
6	Financial Hardship	9.10%	6.60%
7	Honesty	7.50%	12.10%
8	Health - Other	7.00%	10.10%
9	Infrastructure - Roads & Bridges	7.00%	3.30%
10	Aged Persons Issues	5.50%	4.90%

Our Island Our Voices Polling Results

The following independent polling statistics are the result of specific questions:

Community services:

- 76.4% of Denison constituents prefer improving services such as health care and education over state tax cuts.

Education and training

- 69% of Denison constituents believe improving the skills and qualifications of young Tasmanians is more important to our economy than reducing payroll and land tax.

Concessions

- 48.7% of Denison constituents stated they would be more likely to vote for a political party if it announced it would increase the discount given to Tasmanian pensioners and low-income earners to help them pay their electricity, water, and sewerage bills. Only 4% said they would be less likely to vote for the political party.

Transport

- When given the choice between upgrading the Midlands Highway or upgrading public transport 49.2% of Denison constituents supported greater public transport expenditure whilst 42.2% supported upgrading the Midlands Highway instead. 8.5% were unsure or thought neither should occur.